




| | |
|--------------------|--------------|
| PROJECT | NOTES |
| | |
| CATALOG NO. | |

Rev. 11/18/13

DL-SR LED SITE RETROFIT

DESCRIPTION

The Daylight **SR** series is a brilliant LED site RETROFIT that combines cutting edge optics and thermal management, with existing site aesthetics. These high performance retrofits distribute light like no others can, while providing unmatched energy savings of up to 90%. These lights are optimal for commercial, industrial, retail, schools, and municipal facilities where they wish to upgrade to LED but don't want to throw away a perfectly good fixture, or want an easy to install upgrade. These mount by simply removing the existing glass and sliding in this retrofit plate.



CHARACTERISTICS

- Optical:** 100-115* lm/Watt, 2700K–6000K, CRI 70 (patent pending optics)
- Electrical:** 120 –277V, 347V, or 480V @ 700 mA, 20 to 300w models available
- Mechanical:** Aluminum housing, 12" W x 13-30" L by 2 1/4" high, powder coated
- Certifications/Ratings:** CETL/CUL, ROHS, IP65 rated, DLC Listed
- Reliability:** "EncapsLED" heat sink for superior cooling and durability (patent pending)
- Warranty:** 5 years
- Options:** Dimming (D)



PERFORMANCE

| Model # | System Wattage | 5,000k Lumens | Model # | System Wattage | 5,000k Lumens |
|-----------|----------------|---------------|-----------|----------------|---------------|
| DL-S-20w | 23 | 2,300 | DL-S-160w | 172 | 17,200 |
| DL-S-30w | 33 | 3,300 | DL-S-170w | 182 | 18,200 |
| DL-S-40w | 44 | 4,400 | DL-S-180w | 193 | 19,300 |
| DL-S-50w | 54 | 5,400 | DL-S-190w | 203 | 20,300 |
| DL-S-60w | 65 | 6,500 | DL-S-200w | 214 | 21,400 |
| DL-S-70w | 75 | 7,600 | DL-S-210w | 224 | 22,400 |
| DL-S-80w | 86 | 8,600 | DL-S-220w | 235 | 23,500 |
| DL-S-90w | 96 | 9,600 | DL-S-230w | 245 | 24,500 |
| DL-S-100w | 107 | 10,700 | DL-S-240w | 256 | 25,600 |
| DL-S-110w | 117 | 11,700 | DL-S-250w | 266 | 26,600 |
| DL-S-120w | 128 | 12,800 | DL-S-260w | 277 | 27,700 |
| DL-S-130w | 138 | 13,800 | DL-S-270w | 287 | 28,700 |
| DL-S-140w | 149 | 14,900 | DL-S-280w | 298 | 29,800 |
| DL-S-150w | 161 | 16,100 | DL-S-300w | 319 | 31,900 |



Upon request,
*Premium edition

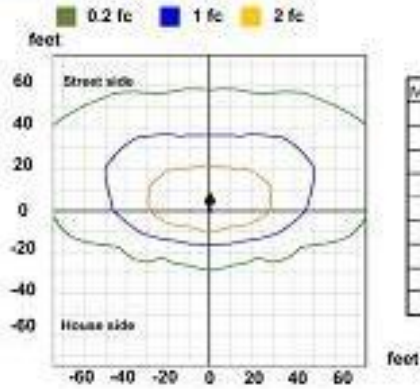
For ordering or technical inquiries, contact:

Tom@LLSLight.com, 860.770.6023



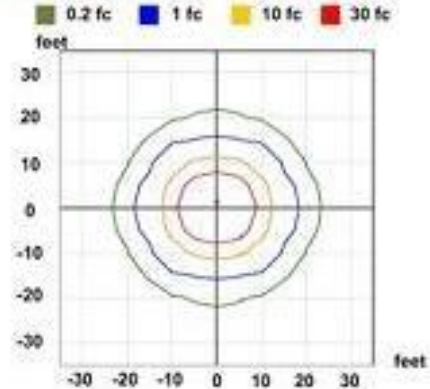
DISTRIBUTION DIAGRAMS (120W)

Type 3

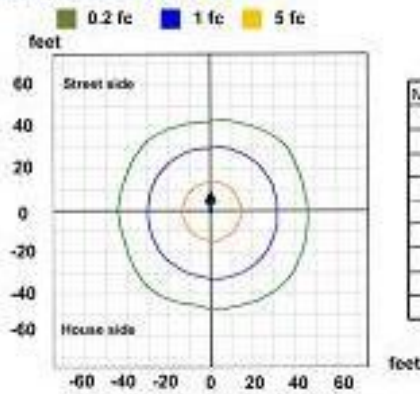


| Mounting Height (fc) | Multiplier |
|----------------------|------------|
| 10 | 6.250 |
| 15 | 2.778 |
| 20 | 1.563 |
| 25 | 1.000 |
| 30 | 0.694 |
| 35 | 0.530 |
| 40 | 0.391 |
| 45 | 0.309 |
| 50 | 0.250 |

Type 5N (50 degrees)

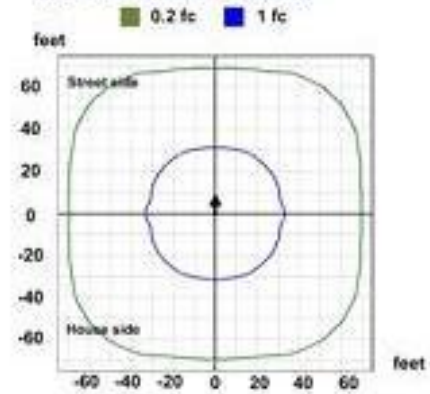


Type 5R (100 degrees)



| Mounting Height (fc) | Multiplier |
|----------------------|------------|
| 10 | 6.250 |
| 15 | 2.778 |
| 20 | 1.563 |
| 25 | 1.000 |
| 30 | 0.694 |
| 35 | 0.530 |
| 40 | 0.391 |
| 45 | 0.309 |
| 50 | 0.250 |

Type 5W (130 degrees)



ORDERING INFO

| Model# | Color Temp | Distribution Type* | Finish | Options | Voltage |
|------------------------------|-------------|---------------------|------------------------------------|------------------------------------|----------------------|
| DL-SR-wattage (20 – 300w) | 2,700-6000k | 3 5n 5r 5w | White Bronze Black Silver | N - None D – Dimming S-Smart | 120-277V 347-480V |

Example: DL-SR-120w- 5000-5r-w-N-277v

For ordering or technical inquiries, contact:
Tom@LLSLight.com, 860.770.6023

