



PROJECT	NOTES
CATALOG NO.	

Rev. 11/18/13

DL-S LED SITE LUMINAIRE

DESCRIPTION

The Daylight **S** series is a brilliant LED site and roadway luminaire that combines cutting edge optics and thermal management, with architectural flare, and function. These high performance site and roadway luminaires can meet standards no others can, while providing unmatched energy savings of up to 90%. These lights are optimal for commercial, industrial, retail, schools, and municipal facilities where aesthetics, performance, and durability are a must. This design allows for pole and surface mount installations, and easily replaces 70-1,000W HPS or Metal Halide systems.



CHARACTERISTICS

Optical: 100-115* lm/Watt, 2700K–6000K, CRI 70 (patent pending optics)

Electrical: 120 –277V, 347V, or 480V @ 700 mA, 20 to 300w models available

Mechanical: Aluminum housing, 12" W x 13-30" L by 2 1/4" high, powder coated

Certifications/Ratings: CETL/CUL, ROHS, IP65 rated, DLC Listed

Reliability: "EncapsLED" heat sink for superior cooling and durability (patent pending)

Warranty: 5 years

Options: Dimming (D); Motion Sensor (M); Twist Lock (T)



PERFORMANCE

Model #	System Wattage	5,000k Lumens	Model #	System Wattage	5,000k Lumens
DL-S-20w	23	2,300	DL-S-160w	172	17,200
DL-S-30w	33	3,300	DL-S-170w	182	18,200
DL-S-40w	44	4,400	DL-S-180w	193	19,300
DL-S-50w	54	5,400	DL-S-190w	203	20,300
DL-S-60w	65	6,500	DL-S-200w	214	21,400
DL-S-70w	75	7,600	DL-S-210w	224	22,400
DL-S-80w	86	8,600	DL-S-220w	235	23,500
DL-S-90w	96	9,600	DL-S-230w	245	24,500
DL-S-100w	107	10,700	DL-S-240w	256	25,600
DL-S-110w	117	11,700	DL-S-250w	266	26,600
DL-S-120w	128	12,800	DL-S-260w	277	27,700
DL-S-130w	138	13,800	DL-S-270w	287	28,700
DL-S-140w	149	14,900	DL-S-280w	298	29,800
DL-S-150w	161	16,100	DL-S-300w	319	31,900

*Premium edition

For ordering or technical inquiries, contact:

Tom@LLSLight.com, 860.770.6023

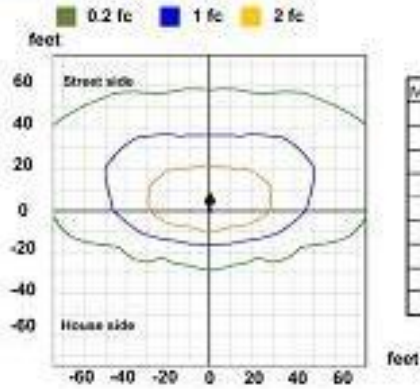


USA Made



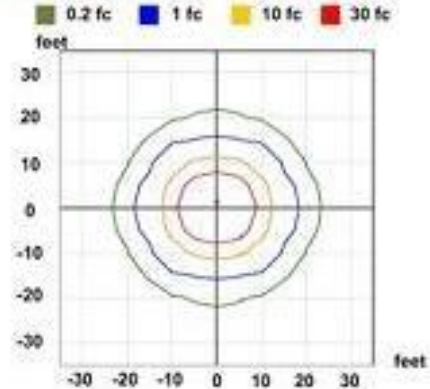
DISTRIBUTION DIAGRAMS (120W)

Type 3

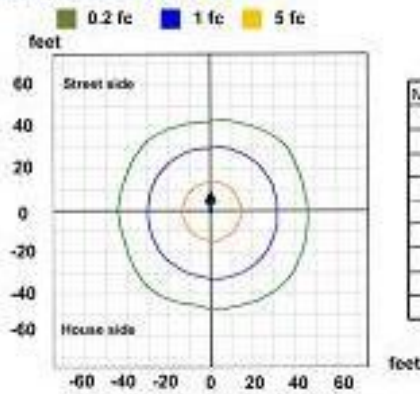


Mounting Height (ft)	Multiplier
10	6.250
15	2.778
20	1.563
25	1.000
30	0.694
35	0.530
40	0.391
45	0.309
50	0.250

Type 5N (50 degrees)

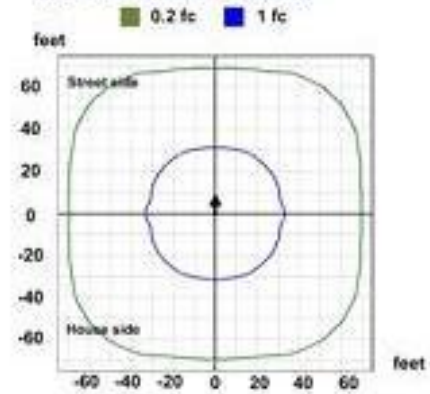


Type 5R (100 degrees)



Mounting Height (ft)	Multiplier
10	6.250
15	2.778
20	1.563
25	1.000
30	0.694
35	0.530
40	0.391
45	0.309
50	0.250

Type 5W (130 degrees)



Example: Replacement of 250w HPS/MH
Type 3 distribution



250w HPS
(296 system watts)

VS



DL-S-50w
(54 system watts)

For ordering or technical inquiries, contact:
Tom@LLSLight.com, 860.770.6023



MOUNTING BRACKETS

D – Direct End
To square pole or wall



S-Slipfitter
To 2" tenon



C-Conduit
To 3/4" conduit/surface



ADAPTORS

AD1
Direct to round pole



AS1
Slipfit to wall/square pole



AS2
Slipfit to round pole



ORDERING INFO

Model#	Mount	Adaptor	Color Temp	Distribution Type	Finish	Options	Voltage
DL-S- wattage (20 – 300w)	<i>Direct (D)</i>	<i>AD1-Direct to Round</i>	2,700- 6000k	3	<i>White Bronze Black Silver</i>	N - None P - Photocell D – Dimming S -Smart	120-277V 347-480V
	<i>Slipfit (S)</i>	<i>AS1-Slipfit to Square</i>		5n			
	<i>Slipfit Top (ST)</i>	<i>AS2-Slipfit to round</i>		5r			
	<i>Conduit (C)</i>			5w			
<i>Example: DL-S-120w-S-5000-5r-BR-N-277v</i>							

For ordering or technical inquiries, contact:
Tom@LLSLight.com, 860.770.6023

